



Animal and Plant Health Inspection Service
U.S. Department of Agriculture

National Veterinary Stockpile

** Logistics Expertise Improving Disease Response **



Background



- Homeland Security Presidential Directive 9
 - Mandated establishment of the National Veterinary Stockpile (NVS) in 2004 (Section 18a)
 - Required the NVS to
 - Augment local/state resources by deploying within 24 hours "sufficient amounts of animal vaccine, antiviral, or therapeutic products to appropriately respond to the most damaging animal diseases affecting human health and the economy"
 - Leverage the work done by the Strategic National Stockpile at CDC

Background



- Homeland Security Presidential Directive 9
 - Reflects the nation's concern that terrorists could simultaneously, in multiple locations, release disease threats of catastrophic proportions; thus, the need for an NVS that could provide huge quantities of critical veterinary supplies to the right place at the right time for as long as necessary.

Our Short History

- 2004 – HSPD9 mandates NVS creation
- 2005 – Intra-governmental strategic steering committee (IGC) forms, meets twice, defines threats, mission, and goals; commissions publication of a business plan
- 2006
 - April – Program begins, director assumes duties, program support staff on board
 - May – Ready to deploy personal protective equipment
 - Jul – First avian influenza exercise (North Carolina)
 - Oct – Second avian influenza exercise (Georgia)
 - Nov – Ready to deploy AI vaccine
- 2007 – April – Deploy to West Virginia within 24 hours

Oversight and Advice



NVS Sensitive Material

5

IGC Composition

- USDA's Centers for Veterinary Biologics
- Department of Homeland Security
- Environmental Protection Agency
- Centers for Disease Control and Prevention
- Food and Drug Administration

NVS Sensitive Material

6

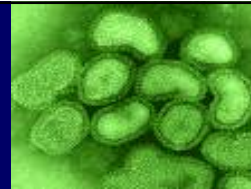
Business Plan

- Threats and countermeasures
- Mission, goals, objectives
- Organization
- Business processes
- Strategic plan including estimated funding to meet goals

NVS Sensitive Material

7

Threats



1. High Pathogenic AI (F)
2. Foot-and-Mouth Disease
3. Rift Valley fever (F)
4. Exotic Newcastle Disease
5. Nipah and Hendra virus (F)
6. Classical swine fever
7. African swine fever
8. Bovine spongiform encephalopathy (?)
9. Rinderpest
10. Japanese encephalitis (F)
11. African horse sickness
12. Venezuelan equine (F) encephalitis
13. Contagious bovine pleuropneumonia
14. Ehrlichia ruminantium (Heartwater)
15. Eastern equine encephalitis (F)
16. Coxiella burnetii (F)
17. Akabane virus

Zoonotic diseases: (F) fatal, (?) possible *NVS Sensitive Material*

8

Mission

Deliver within 24 hours critical veterinary supplies and equipment to the site of dangerous animal disease outbreaks



NVS Sensitive Material

9

Goals

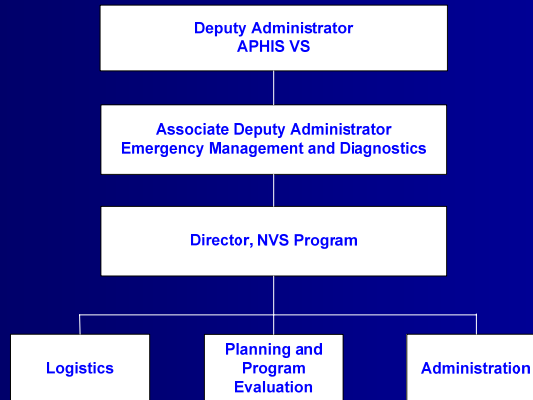


- In 5 years, acquire countermeasures against the 10 most dangerous animal disease threats
- In 10 years, acquire countermeasures against all 17 of the most dangerous threats

NVS Sensitive Material

10

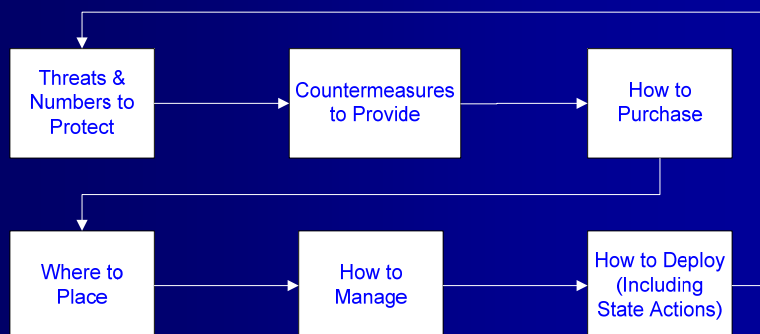
Organization



NVS Sensitive Material

11

NVS Business Planning – a Perpetual Process



NVS Sensitive Material

12

How to Purchase



- Purchase and hold what we need immediately but may not be able to get from the commercial sector - stockpile managed inventory (SMI)
 - Owned by NVS
 - Managed by NVS
- Purchase and have vendor's hold and rotate shelf life items - vendor managed inventory (VMI)
 - Owned by NVS
 - Managed by vendors
- Contract for guaranteed access to materiel - vendor managed inventory (VMI)
 - Owned by vendors
 - Managed by vendors
 - Accessible by NVS and other parts of APHIS
- Contract for service

NVS Sensitive Material

13

Where to Place

- Multiple locations increase cost but reduce risk that weather or sabotage will prevent deployment
- Currently in one Midwest location
- Future coastal locations for
 - Redundancy & security
 - Proximity

NVS Sensitive Material

14

How to Manage

- Required actions
 - Maintain inventory levels
 - Ensure proper environmental conditions (temperature and humidity)
 - Minimize costs (e.g. rotate, extend shelf life, vendor managed, guaranteed access)
 - Deploy
- Important tools: supply chain management software

How to Deploy

- Arrive at outbreak site within 24 hours
- Pack products for rapid pick & load
- Organize and label shipments for rapid Id by responders
- Arrange emergency 7/24 air and ground transport
- Establish internal and vendor deployment procedures
- Exercise and test procedures often
- Ensure fed/state/local officials understand/plan responsibilities following NVS delivery



Federal, State, and Local NVS Responsibilities

- Request NVS
- Receive NVS (and state/local) supplies,
- Store supplies (including temporary refrigeration where necessary) until final delivery is possible,
- Stage supplies for delivery to multiple outbreak sites,
- Manage inventory levels for replenishment
- Distribute supplies to outbreak sites, and
- Recover unused and reusable NVS assets.



NVS Sensitive Material

17

Outreach to Stakeholders



- A guide for federal, state, local officials that describes the NVS, recommends actions states should plan & test
- An abbreviated guide for potential commercial partners
- Presentations based on information in the guide
- Self evaluation check lists and visits based on guide
- Pre-scripted Q & As, eventually a website and electronic email list service
- Exercises to define capabilities
- Future exercises to test NVS deployment and fed/state/local plans to use the NVS

NVS Sensitive Material

18

What's Next?

- Acquire supply chain management software
- Continue acquiring countermeasures
- Write processes and procedures
- Hire staff
- Implement
 - QA/QC procedures
 - Internal evaluation of operations
 - Outreach visits to states
 - Security measures
- Establish additional distribution sites
- Train, train, train
- Exercise, exercise, exercise
- Answer GAO/OIG questions ad infinitum

NVS Sensitive Material

19

The NVS – Improving The Fight Against Disease

- **Logistics expertise focused on fighting disease:** Previously, specialists responding to an outbreak managed their own logistics support. This fragmentation resulted in:
 - Groups duplicating the efforts of others
 - More complex and potentially uncoordinated planning before an event
 - Difficulty coordinating resources from multiple sources managed by multiple groups during an event
 - Higher response costs because each group purchased supplies in small quantities at high prices
- **Critical supplies delivered rapidly:**
 - NVS vaccines – an alternative to destroying infected and potentially exposed animals when the scale of an outbreak makes the exclusive use of depopulation unlikely
 - NVS personal protective equipment – supports large-scale, immediate response
 - NVS satellite communications equipment - reliable voice and data capabilities in any situation

NVS Sensitive Material

20

Questions?

NVS@APHIS.USDA.GOV

Glen Garris (Director) 301.734.5875

Richard Nolan 301.734.0824