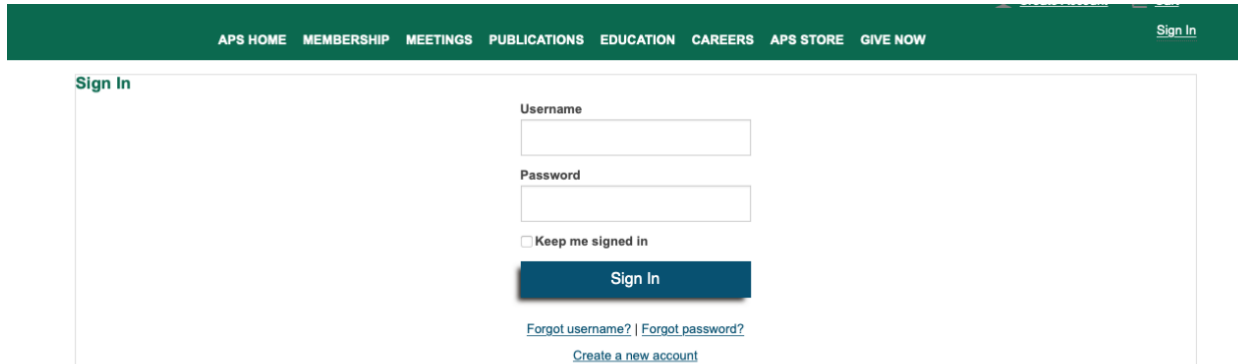
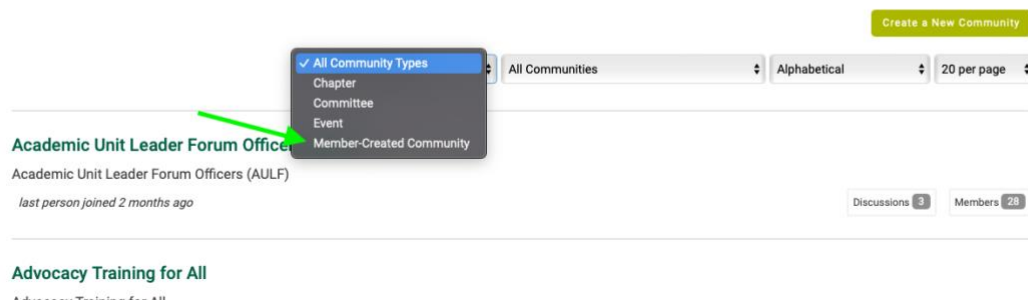
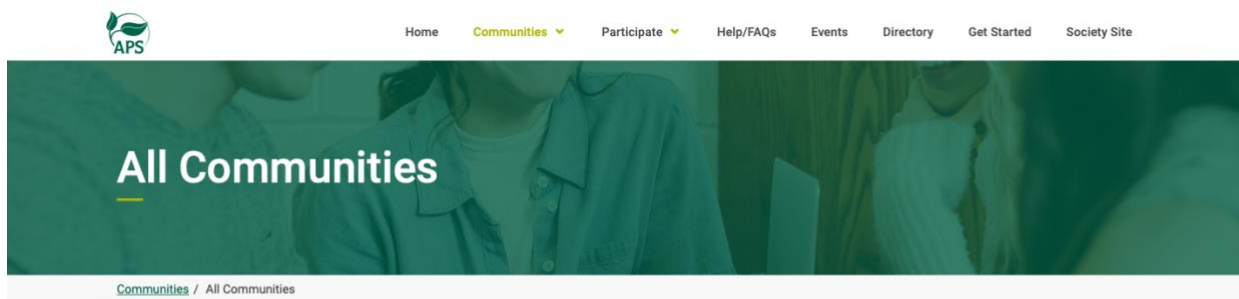


# How to Join an open Member Community- Member Discussions on Public Policy

Using your APS sign-in credentials, log into the [APS Community Site](#).



Using the dropdown, select **Member-Created Community**, to see available (non-invitation only) communities



When you select to **Join**, you will be prompted to set your notification settings for this community.

### Discussions on Public Policy Topics ✕

You can receive email notifications when community members share information.

#### Community Notifications

**Daily Consolidated Digest**  
Your daily email for new content across communities can include this community's content.

**Weekly Consolidated Digest**  
Your weekly email for new content across communities can include this community's content.

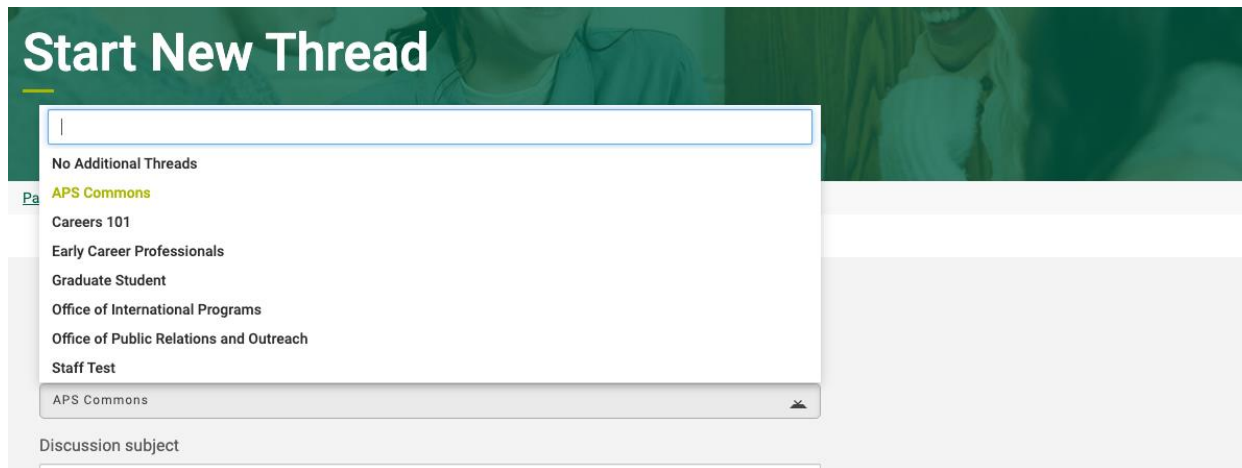
#### Discussion Notifications

**Discussion Digest**  
Community members interact in discussions - choose "real time" to fully engage.

Discussion Posts: These are conversation threads that All Members of a community can post and reply to. Notification for Discussion posts can be set to Real Time or Daily digest

A screenshot of the "Post to community" form. It includes a dropdown menu for "Post to community" with "Discussions on Public Policy Topics" selected. Below it is a "Cross post to (optional)" dropdown menu with "No Additional Threads" selected. There is a "Discussion subject" text input field. A checkbox labeled "Yes" is checked, with the text "Automatically insert content preview for links" next to it. At the bottom is a rich text editor toolbar with various icons for text formatting, alignment, and media insertion.

NEW! You can expand a discussion thread by “Cross Posting” it to another community- If there is a communication that you want all APS members to see, Cross Post to APS Commons.



## Announcements

Announcements: These notifications ONLY appear in the Digest (daily or weekly)

**Add Announcement** Create a new announcement for display here.

Add Announcement

Email Messages and Discussion Posts will be sent to the email that is associated with your APS member profile, but you can also find and respond to messages from your Community Profile. Use the icon on the upper right of any community page to access your profile.

[Terms and Conditions](#) [Contact Us](#)

search



[Home](#) [Communities](#) [Participate](#) [Help/FAQs](#) [Events](#) [Directory](#) [Get Started](#) [Society Site](#)

# Welcome to the APS Community

Collaborate with peers to share strategic advice, solve challenges and develop new approaches.

My Communities



### Explore

Discover communities to enrich your experience and learning opportunities.



### Connect

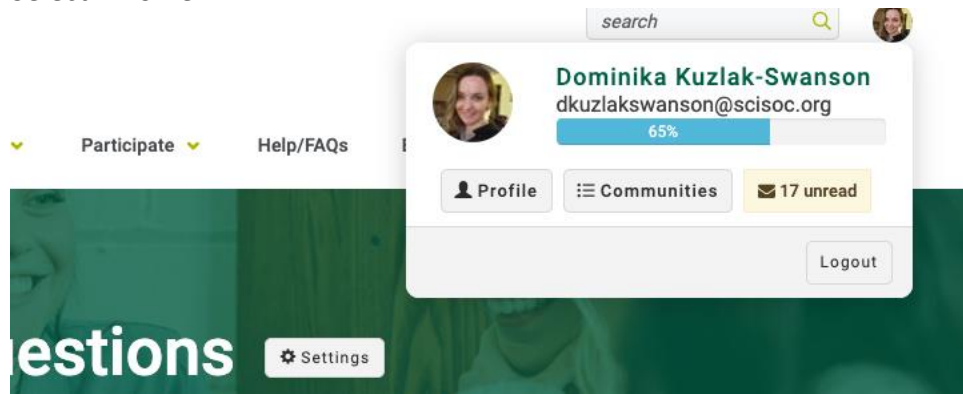
Find others with whom you may seek advice and share common challenges.



### Engage

Join in discussions with your peers and industry leaders to expand your knowledge.

Select "Profile"



Actions ▾

#### Contact Details

APS  
3285 Northwood Circle  
Suite 100  
St Paul, MN

## Dominika Kuzlak-Swanson

Membership Experience Manager, APS

 17 new messages

[My Profile](#) [My Connections ▾](#) [My Contributions ▾](#) [My Account ▾](#) [My Inbox](#) [Admin](#)

### Inbox 17

Search

Sent Items

Contact Requests

Community Invitations

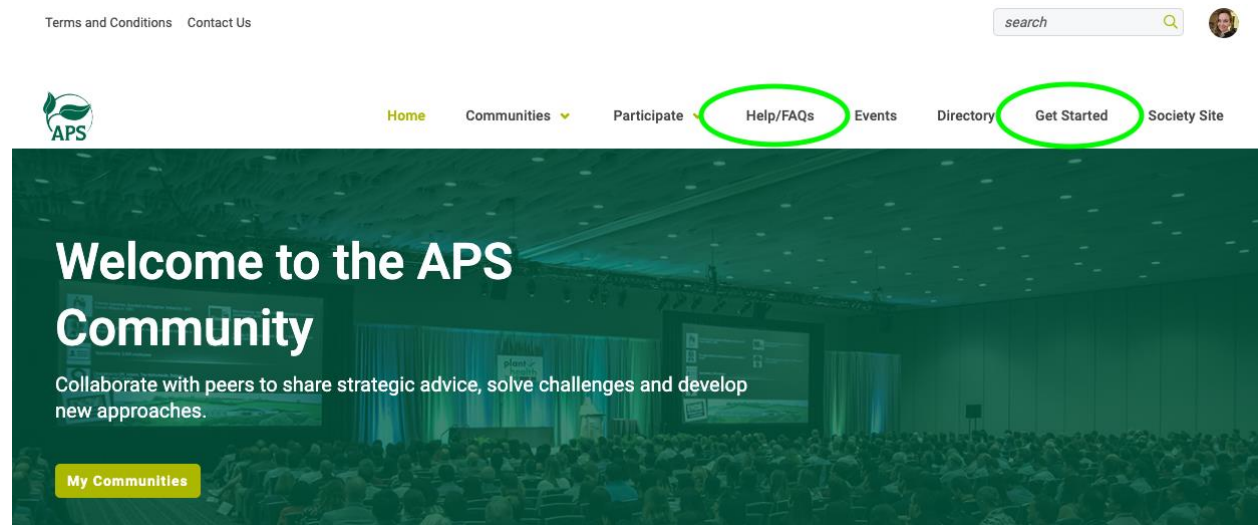
All [Mark as Read](#) ▾

[Compose](#)

<input type="checkbox"/>	 Temilade Fetuga	APS Graduate Student Committee Social Meeting for October	yesterday
--------------------------	---	---	-----------

You have the full email functions in your community inbox, and this is a great way to manage these messages without searching a busy work or personal email inbox.

For more Community information and tips visit these resources that are available at your fingertips.



[Get Started Guide](#)

[Help/FAQs](#)